

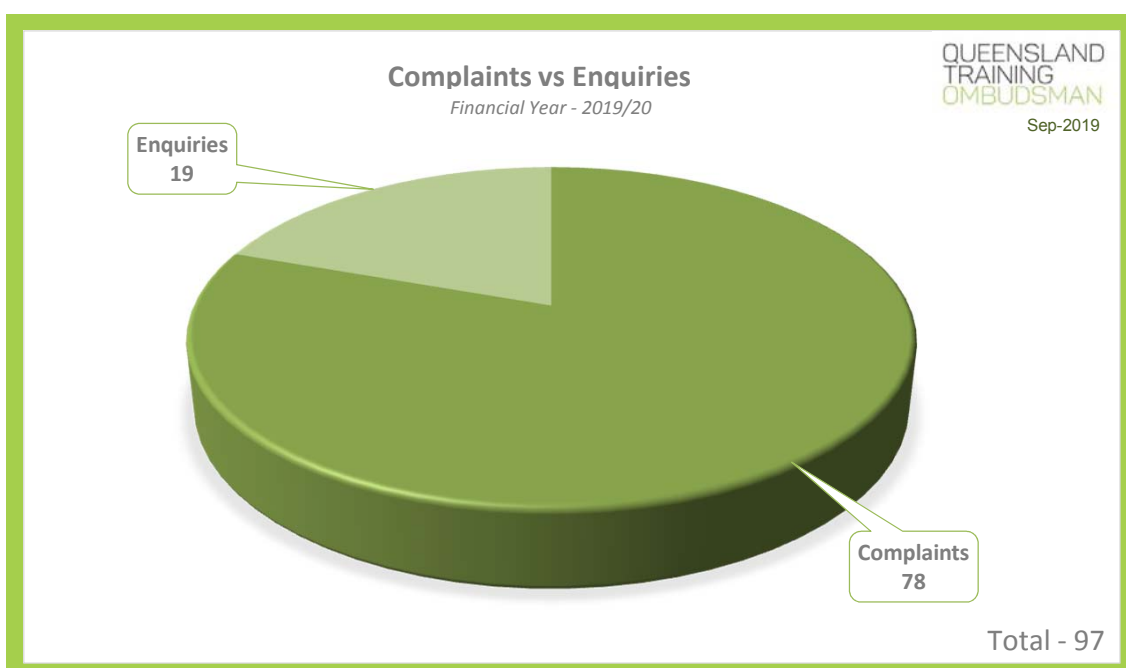
Performance Report - as at 30 September 2019

The Office of the Queensland Training Ombudsman (OQTO) was established on 14 September 2015 under Ministerial Charter, tasked with setting up strategic and administrative protocols, including Memoranda of Understanding (MOU) with state and national vocational education and training (VET) partners, and to commence assisting VET consumers with training issues.

On 22 April 2016, the *Further Education and Training (Training Ombudsman) and Another Act Amendment Act 2016* was proclaimed.

2019/20 Activity

From 1 July 2019, 97 complaints and enquiries have been received by the OQTO to 30 September 2019.



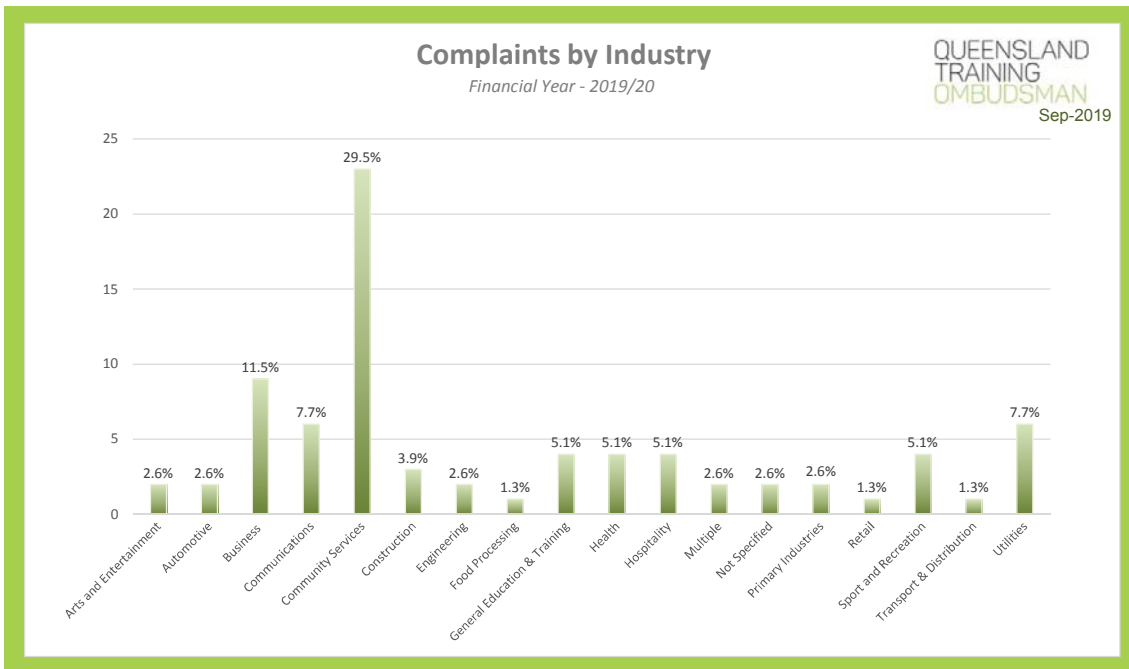
Complaint Breakdown by Issues

Issue	Number
Apprenticeships/Traineeships	11
RTO/PQS	7
RTO Matter (including Fee for Service)	40
VET FEE HELP	13
Other	7
Total - 2019/20 Financial Year	78

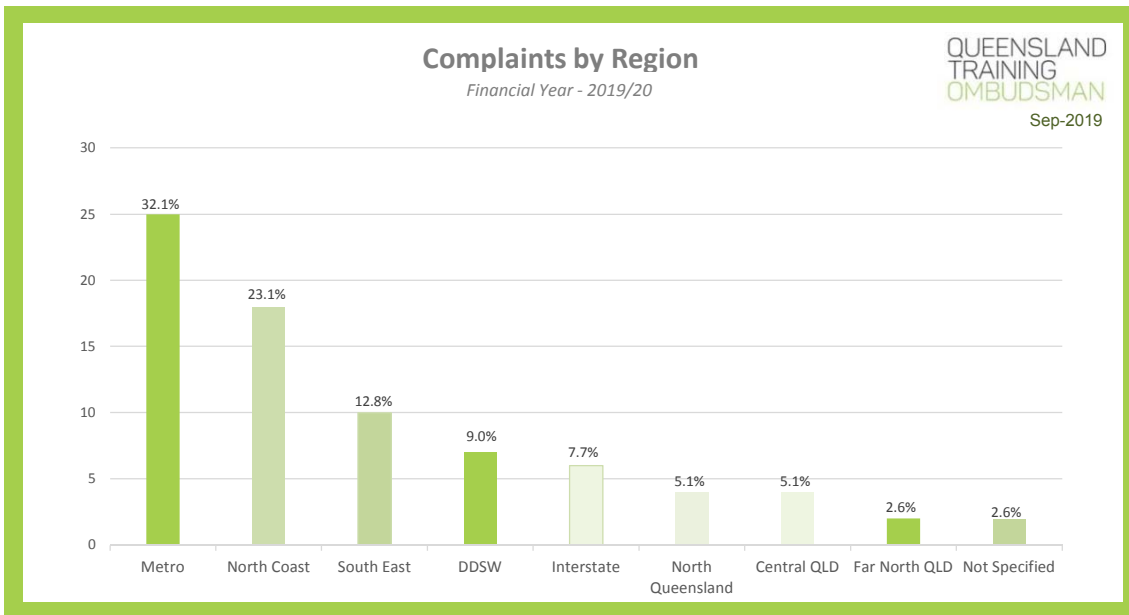
Complaint Breakdown by Stakeholder

Complainant	Number
Apprentices/Trainees/Students	60
Employers	7
Government Agencies	0
Industry	0
Other Stakeholders	8
Parents/Guardians	2
RTO	1
VET Service Provider (non RTO)	0
Total - 2019/20 Financial Year	78

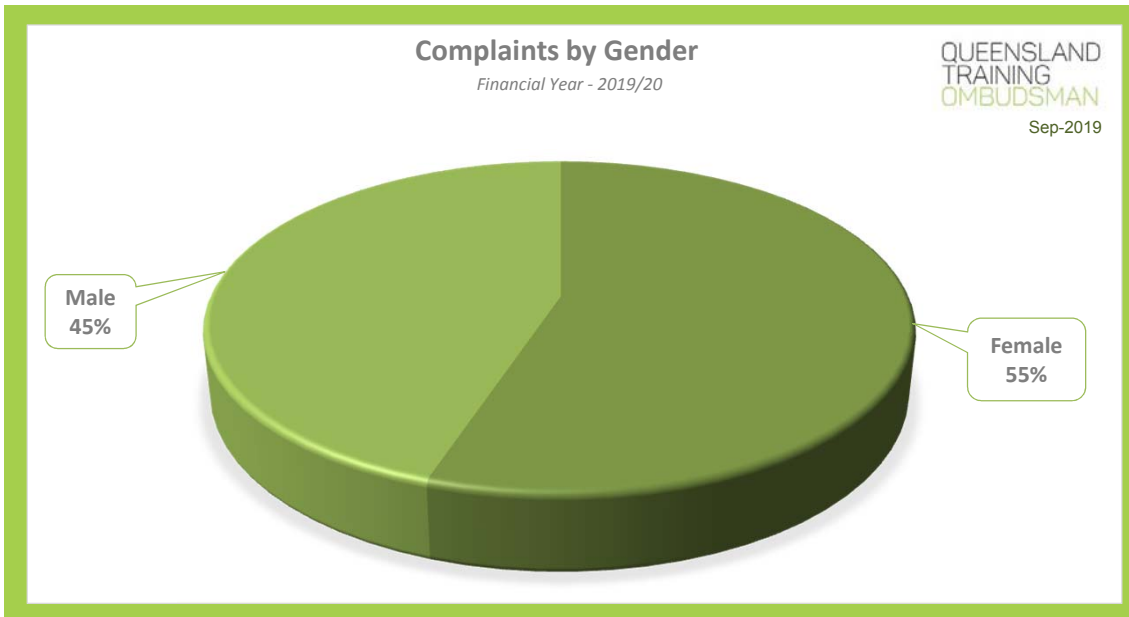
Complaint Breakdown by Industry



Complaint Breakdown by Location



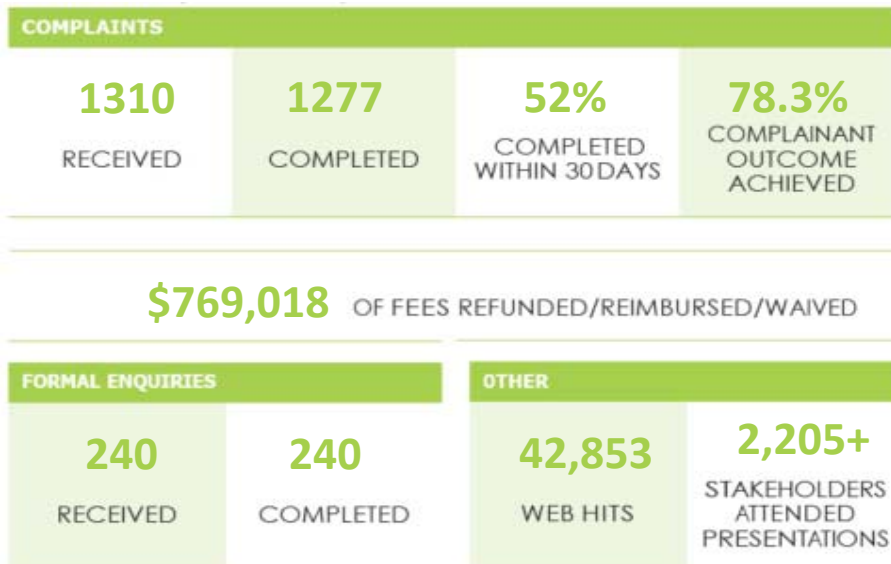
Complaint Breakdown by Gender



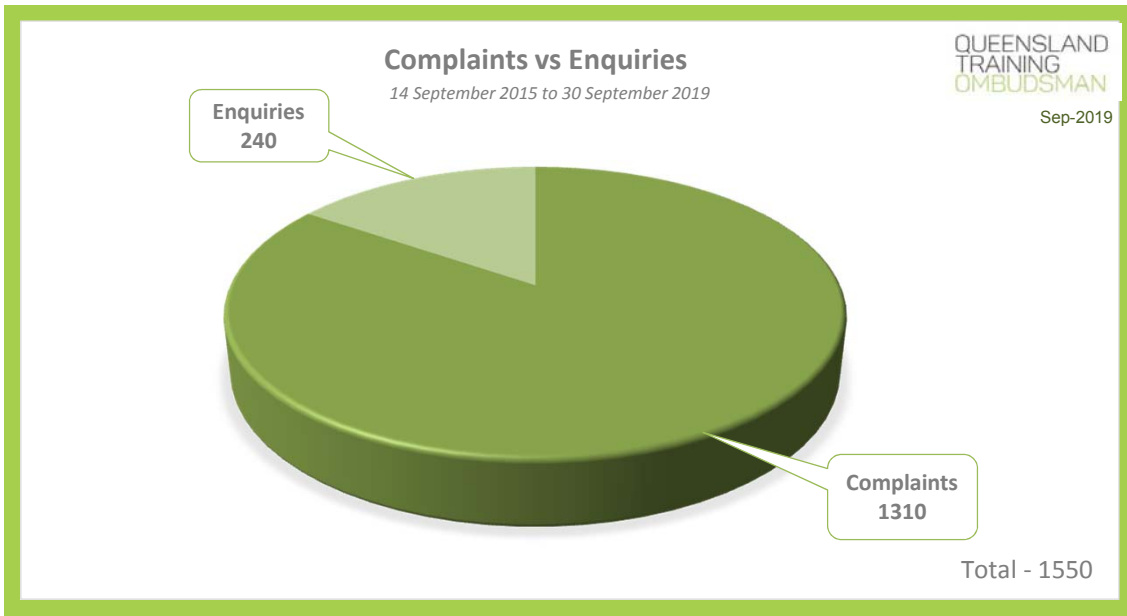
Since 1 July 2019, \$128,960 in fees have been waived or recovered for students as a result of the Queensland Training Ombudsman’s investigation and intervention.

14 September 2015 – 30 September 2019 Activity

Summary of Complaints and Enquiries

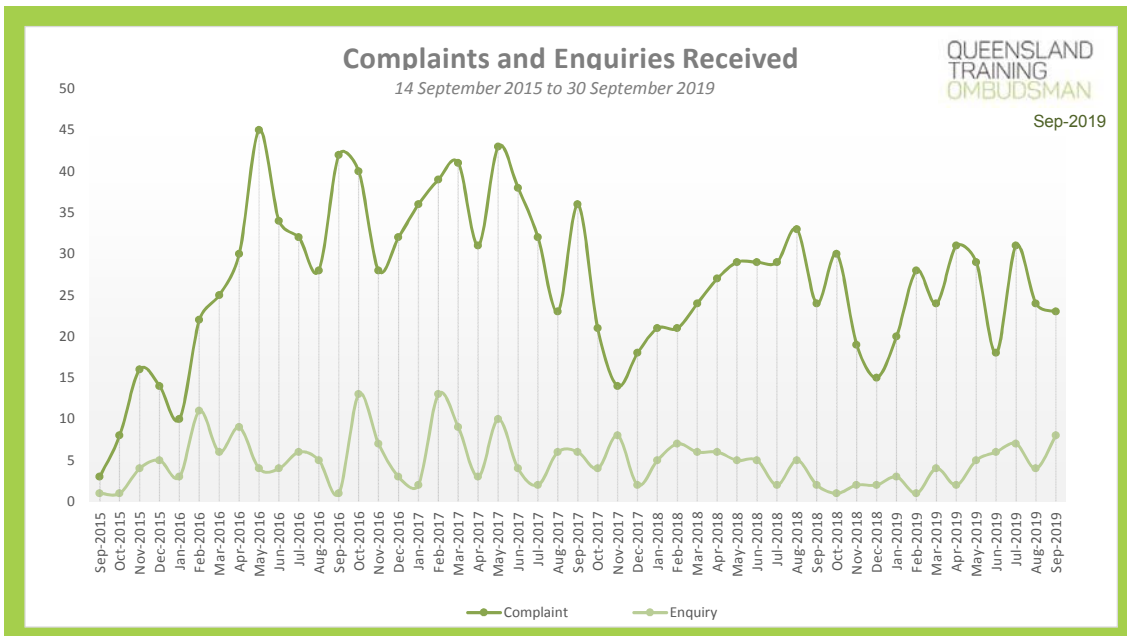


Breakdown of Complaints versus Enquiries



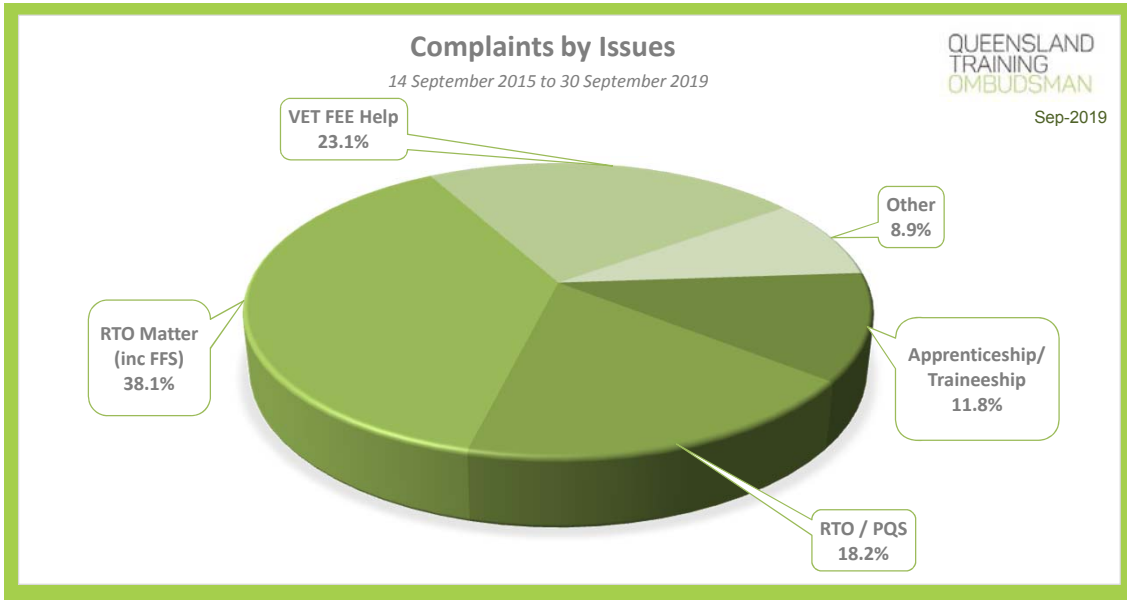
As at 30 September 2019, the Queensland Training Ombudsman received a total of 1550 complaints and enquiries dealing with training issues and/or helping people to navigate the complex VET sector.

Month Complaint/Enquiry Received



	Complaints	Enquiries	Total
Total complaints/enquiries for 2015/16	207	48	255
Total complaints/enquiries for 2016/17	430	76	506
Total complaints/enquiries for 2017/18	295	62	357
Total complaints/enquiries for 2018/19	300	35	335
Total complaints/enquiries for 2019/20	78	19	97
Total complaints/enquiries since commencement	1310	240	1550

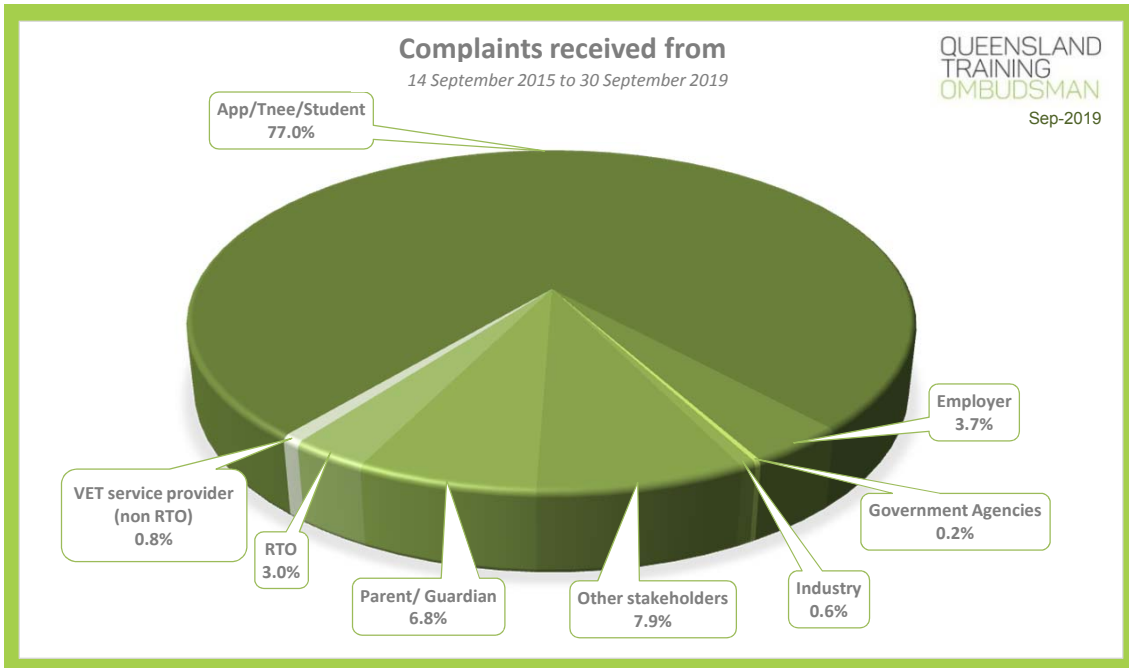
Complaint Breakdown by Issues



Issue	Number	Percentage
Apprenticeships/Traineeships		
- Current Govt Policy (9)		
- Duration (1)		
- Employer Behaviour (34)		
- Enrolment/ Refund (4)		
- Fees (9)		
- Incentives (7)		
- No Tg/Emp Provided (7)		
- Not Specified (4)		
- Other Stakeholder Behaviour (10)		
- Quality (5)		
- Recruit/ Market/ Assess (0)		
- RTO Behaviour (55)		
- SATs (9)		
- VETiS (0)		
	154	11.8
RTO / PQS		
- Current Govt Policy (10)		
- Duration (0)		
- Employer Behaviour (1)		
- Enrolment/ Refund (30)		
- Fees (10)		
- Incentives (1)		
- No Tg/Emp Provided (1)		
- Not Specified (0)		
- Other Stakeholder Behaviour (1)		
- Quality (13)		
- Recruit/ Market/ Assess (9)		
- RTO Behaviour (161)		
- SATs (0)		
- VETiS (2)		
	239	18.2

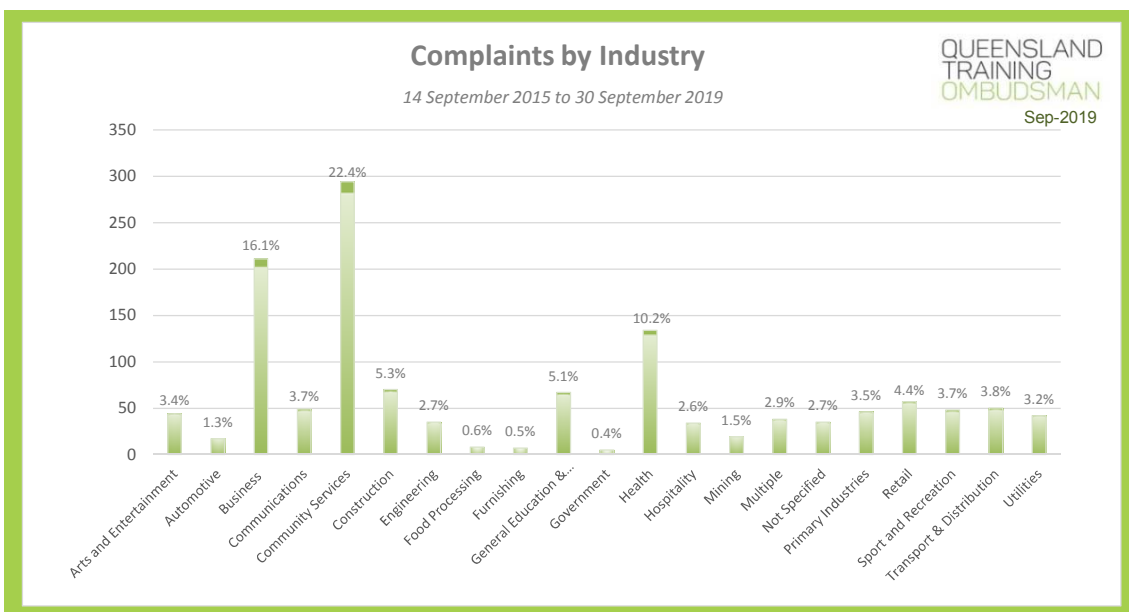
Issue	Number	Percentage
VET FEE HELP		
- Current Govt Policy (1)		
- Duration (0)		
- Employer Behaviour (0)		
- Enrolment/ Refund (209)		
- Fees (9)		
- Incentives (0)		
- No Tg/Emp Provided (0)	302	23.1
- Not Specified (0)		
- Other Stakeholder Behaviour (4)		
- Quality (12)		
- Recruit/ Market/ Assess (1)		
- RTO Behaviour (66)		
- SATs (0)		
- VETiS (0)		
RTO Matter (including Fee for Service)		
- Current Govt Policy (3)		
- Duration (2)		
- Employer Behaviour (0)		
- Enrolment/ Refund (270)		
- Fees (28)		
- Incentives (0)		
- No Tg/Emp Provided (2)	499	38.1
- Not Specified (0)		
- Other Stakeholder Behaviour (3)		
- Quality (9)		
- Recruit/ Market/ Assess (6)		
- RTO Behaviour (176)		
- SATs (0)		
- VETiS (0)		
Other		
- Current Govt Policy (16)		
- Duration (0)		
- Employer Behaviour (4)		
- Enrolment/ Refund (28)		
- Fees (2)		
- Incentives (1)		
- No Tg/Emp Provided (0)	116	8.9
- Not Specified (5)		
- Other Stakeholder Behaviour (44)		
- Quality (1)		
- Recruit/ Market/ Assess (3)		
- RTO Behaviour (11)		
- SATs (0)		
- VETiS (1)		
Total	1310	100.0

Complaint Breakdown by Stakeholder

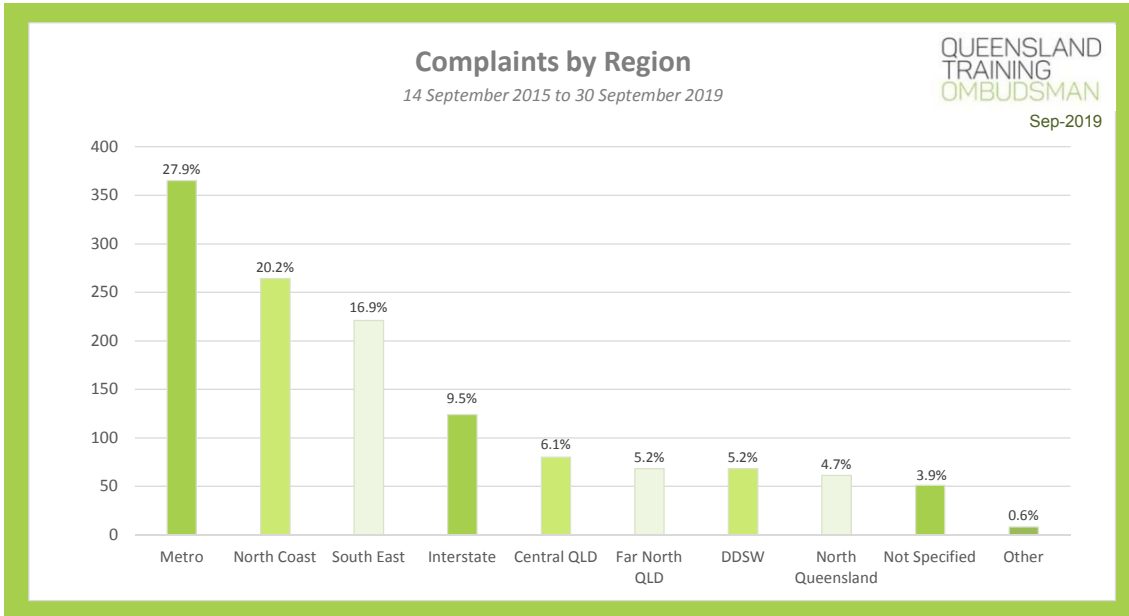


Complainant	Number	Percentage
Apprentices/Trainees/Students	1009	77.0
Employers	49	3.7
Government Agencies	3	0.2
Industry	8	0.6
Other Stakeholders	103	7.9
Parents/Guardians	89	6.8
RTO	39	3.0
VET Service Provider (non RTO)	10	0.8
Total	1310	100.0

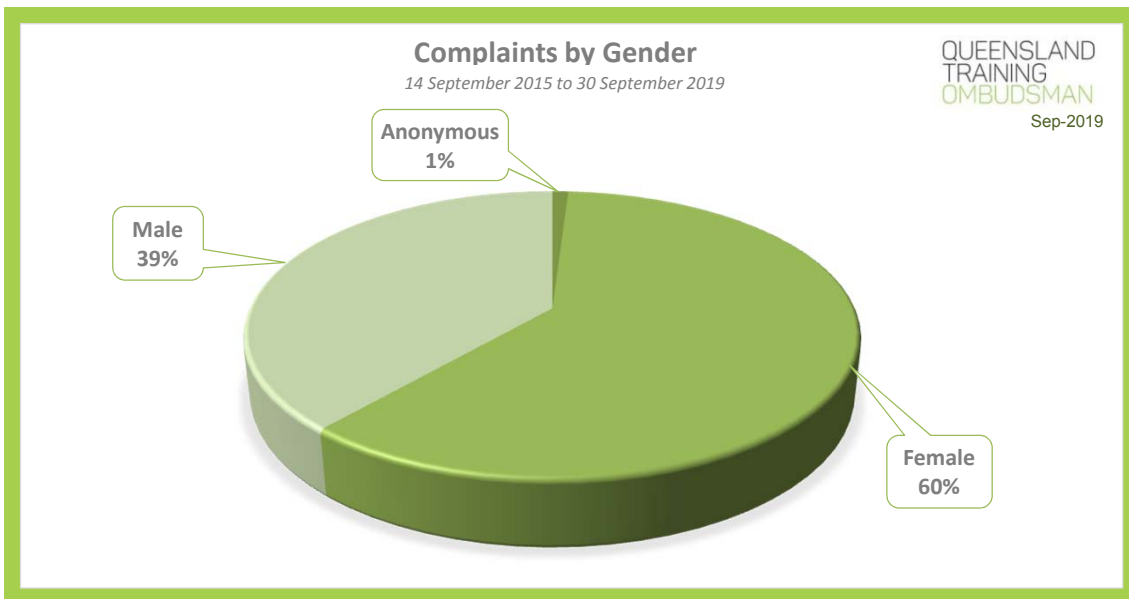
Complaint Breakdown by Industry



Complaint Breakdown by Location



Complaint Breakdown by Gender



Complaint Outcomes

Decisions	Number	% of completed complaints
Completed - complainant outcome achieved	973	78.3
Completed – complainant outcome not achieved	236	19.0
Completed – no further action and formally withdrawn	34	2.7
Total	1243	100.0
Complaint Refused	34	
Total Completed	1277	

As at 30 September 2019, 1243 complaints have been completed and finalised. 973 (78.3%) achieved the complainant's desired outcome, including cases of fee refund or waivers which totalled \$769,018.

236 cases did not achieve the complainant's desired outcome. These cases included unsuccessful attempts by students to partially recover course fees, and complaints which were closed without investigation due to the complainant not responding despite multiple attempts by the OQTO to contact them for further information.

34 complaints were formally withdrawn as the complainant had settled the matter directly, and in some cases decided to continue with their studies.

34 complaints were refused for investigation due to the nature of the complaint.

As at 30 September 2019, 33 complaints are still under investigation.

Formal Referrals to Other Agencies

Referrals	Number
ASQA	5
Australian Maritime Safety Authority	2
Commonwealth DET	1
DESBT	6
Queensland DET	32
Fair Work Ombudsman	1
Office of Industrial Relations	4
VET Student Loans Ombudsman	67
Workplace Health and Safety	1
Total	119

While there have been 119 formal referrals from the Queensland Training Ombudsman to other agencies, there have been other instances where verbal advice has been given to complainants suggesting other bodies who could also assist with their issue.

The OQTO strives to provide complainants with the full wrap-around support service and advice to help students and VET stakeholders as much as possible, even going so far as to assist complainants to draft correspondence and emails to support their case.

Timeframes to Close Complaints

Timeframe data below relates to all closed complaints, including withdrawn and refused complaints.

TIMEFRAMES TO CLOSE COMPLAINTS		
RESOLVED/ CLOSED UNDER 30 DAYS	RESOLVED/ CLOSED OVER 30 DAYS	TOTAL
675	635	1310
52%	48%	100%

Enquiry Outcomes

240 enquiries have been received by OQTO between 14 September 2015 to 30 September 2019 and 240 of these have been satisfactorily answered.